

# Levanta Poeira: A Detailed Examination of the Flute Quintet Choir Score Parts Choro

Levanta Poeira is a choro composed by Pixinguinha in 1928. It is one of the most famous and beloved choros of all time, and has been recorded by countless musicians. The choro is written for a flute quintet, and consists of four movements: , Choro, Waltz, and Finale.



## Levanta Poeira - Flute Quintet/Choir (score & parts):

**Choro** by Andrew Post

★★★★☆ 4.3 out of 5

Language : English

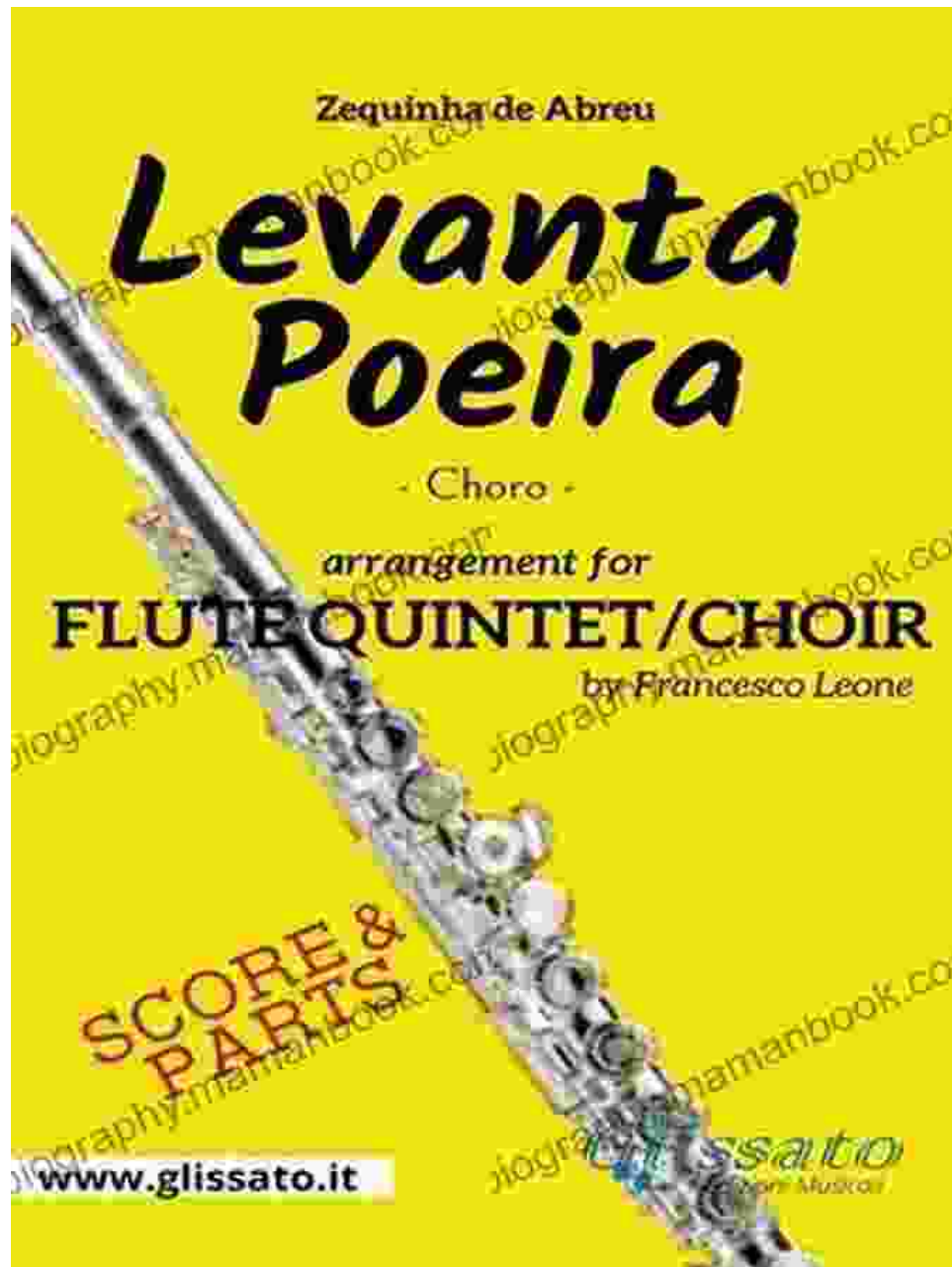
File size : 12579 KB

Screen Reader : Supported

Print length : 226 pages



The flute quintet consists of five flutes: piccolo, flute 1, flute 2, flute 3, and bass flute. The choir consists of four voices: soprano, alto, tenor, and bass. The score parts for the flute quintet and choir are available for purchase from the publisher, Schott Music.



The is a short, slow movement that introduces the main themes of the choro. The flute quintet plays a simple melody, while the choir sings a counter melody. The movement ends with a flourish from the flute quintet.

## Choro

The Choro is the main movement of the piece. It is a fast, lively movement that features syncopated rhythms and virtuosic flute playing. The flute quintet plays the main melody, while the choir sings harmony and countermelodies.

## **Waltz**

The Waltz is a slower, more lyrical movement. It is written in 3/4 time and features a beautiful melody that is played by the flute quintet. The choir sings harmony and countermelodies.

## **Finale**

The Finale is a fast, energetic movement that brings the choro to a rousing . The flute quintet plays a lively melody, while the choir sings harmony and countermelodies. The movement ends with a flourish from the flute quintet.

## **Analysis**

Levanta Poeira is a well-crafted choro that features beautiful melodies, syncopated rhythms, and virtuosic flute playing. The flute quintet and choir are both used to great effect, and the piece is a joy to listen to.

The is a short, simple movement that introduces the main themes of the choro. The Choro is the main movement of the piece, and it is a fast, lively movement that features syncopated rhythms and virtuosic flute playing. The Waltz is a slower, more lyrical movement, and it features a beautiful melody that is played by the flute quintet. The Finale is a fast, energetic movement that brings the choro to a rousing .


The flute quintet is used to great effect in Levanta Poeira. The flute quintet plays the main melody in the Choro and Finale, and it also plays harmony

and countermelodies in the , Waltz, and Finale. The choir is also used to great effect in Levanta Poeira. The choir sings harmony and countermelodies in all four movements, and it also sings the main melody in the .

Levanta Poeira is a well-crafted choro that features beautiful melodies, syncopated rhythms, and virtuosic flute playing. The flute quintet and choir are both used to great effect, and the piece is a joy to listen to.

Levanta Poeira is one of the most famous and beloved choros of all time. It is a well-crafted piece that features beautiful melodies, syncopated rhythms, and virtuosic flute playing. The flute quintet and choir are both used to great effect, and the piece is a joy to listen to.

If you are a fan of choro music, then I highly recommend checking out Levanta Poeira. It is a beautiful and exciting piece that is sure to please.



## Levanta Poeira - Flute Quintet/Choir (score & parts):

**Choro** by Andrew Post

★★★★☆ 4.3 out of 5


Language : English

File size : 12579 KB

Screen Reader: Supported

Print length : 226 pages





## **New Translation and Critical Essays: A Comprehensive Analysis**

The world of literature is constantly evolving, with new translations and critical essays emerging to shed light on classic and...



## **Knitting Pattern Kp190 Baby Sleeping Bags Sizes 3mths 6mths 9mths 12mths UK**

This easy-to-follow knitting pattern will guide you through the process of creating a cozy and practical sleeping bag for your little one. The sleeping...